

Change Over Time

The Little House
By Virginia Lee Burton
ISBN: 0-395-18156-9

Teacher: David Baker & Agnes Dunn

Grade: 2

Unit Topic: Change over time

History Essential Question:

How have communities changed over time?

Standards of Learning:

History SOL: The student will:

2.3 Identify and compare changes in community life over time in terms of buildings, jobs, transportation, and population.

English SOL: The student will:

2.7 Read fiction and nonfiction, using a variety of strategies independently.

a) Preview the selection by using pictures, diagrams, titles, and headings.

Lesson Objectives:

Content: The student will:

1. Describe how communities change over time by looking at different era's buildings, jobs, transportation, and population.

Process: The student will:

1. Predict what the text is about by completing the worksheet *Predicting with Pictures!*
2. Demonstrate comprehension of change in communities by combining key vocabulary words in a sentence.

Materials:

Trade book: Burton, Virginia Lee. *The Little House*. Boston, Mass: Houghton Mifflin Company, 1942. ISBN: 0-395-18156-9

Transparency # 1: Virginia Department of Transportation Sequence-Dumfries, Virginia.

Transparency # 2: Picture from *The Little House*, p. 7

Handout #1: *Let's Look at Pictures*

Handout #2: Create a Timeline

One plain white drawing paper per student

Pencils

Evaluation/Assessment: The teacher will:

1. Assess the accuracy of previewing and labeling the pictures on the handout *Let's Look at Pictures*.
2. Evaluate the student's summarization of the changes in transportation over time and completion of the timeline handout.

Lesson Procedure

Background Knowledge/Purpose Setting: The teacher will:

1. Tell students that the places where we live change over time.
2. Elicit from students and record their responses on the chalkboard:
 - What do you call your community?
 - Is your community growing larger or getting smaller?
 - Are there any other changes in your community that you can think of since last summer?
 - Explain to students that communities change over time in 4 major ways: transportation, jobs, population, and buildings. Note any student responses to the preceding questions that fall in these categories.
3. Show students a series of pictures of Prince William County, Virginia at different times. (Transparency # 1).
4. Ask students to describe the differences they see. As students note bits of information, list them in four columns on the board. (These should be transportation, jobs, population, and buildings) However, do not provide the headings. Ask students when they have finished if they can see similarities within each column. Ask them to provide the heading. Do any of these differences deal with transportation, jobs, population, and/or buildings?

Before Reading: The teacher will:

1. Show students the book, *The Little House* by Virginia Lee Burton. Explain that it is about a house in a community that sees many changes over time.
2. Distribute Handout #1 *Let's Look at Pictures*. Explain that students will look at several pictures and predict what each picture is about by writing a sentence about the illustration, before they read the corresponding text.
3. Model using the first picture, stressing writing down only the main idea of the picture.
4. Instruct students to complete their *Let's Look at Pictures* handout.

During Reading: The student will:

1. Read the book in small groups.
2. Revisit Student Handout #1 and add additional information while reading.

After Reading: The student will:

1. Have a class discussion on how buildings, jobs, transportation, and population changed over the course of the book.

Closure: The student will:

1. Cut apart Student Handout #2 and paste the pictures on another paper. Create a timeline showing the changes in transportation shown in *The Little House*.

Extension/Differentiation: The student could:

1. Demonstrate what they have learned by drawing a three-panel picture of their home and neighborhood, including buildings, modes of transportation, and people doing jobs.
 - a. The first panel will illustrate what the area probably looked like 25 years ago.
 - b. The second panel will illustrate what their home and neighborhood currently looks like.


- c. The third panel will illustrate what their home and neighborhood could look like in 25 years.
- 2. Create a diorama of one of the eras portrayed in *The Little House*.

Transparency # 1





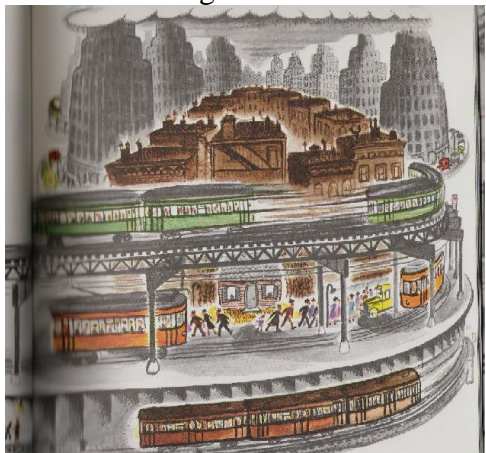
Route 1 near Dumfries
as it appeared (from left)
in 1919, the early 1930s,
1989 and 2006.

Transparency # 2



The Little House p. 7

Directions: Look at the pictures on the numbered pages in your book. Without reading the text, look at what you see in the pictures. Write down things you see that describe the buildings, transportation, population, or jobs in the picture.

Picture Page Numbers	Describing the Picture
<p>Picture #1 – Page 7 1850</p> 	<p>Buildings</p> <p>Transportation</p> <p>Population</p> <p>Jobs</p>
<p>Picture #2 – Page 17 1900</p> 	<p>Buildings</p> <p>Transportation</p> <p>Population</p> <p>Jobs</p>
<p>Picture #3 – Page 27 1950</p> 	<p>Buildings</p> <p>Transportation</p> <p>Population</p> <p>Jobs</p>

Student Handout # 2

Creating a Timeline

Cut out the pictures of transportation shown in the book, *The Little House* by Virginia Lee Burton. Paste them on a new sheet of paper in the order of the first type of transportation used to the last.

